
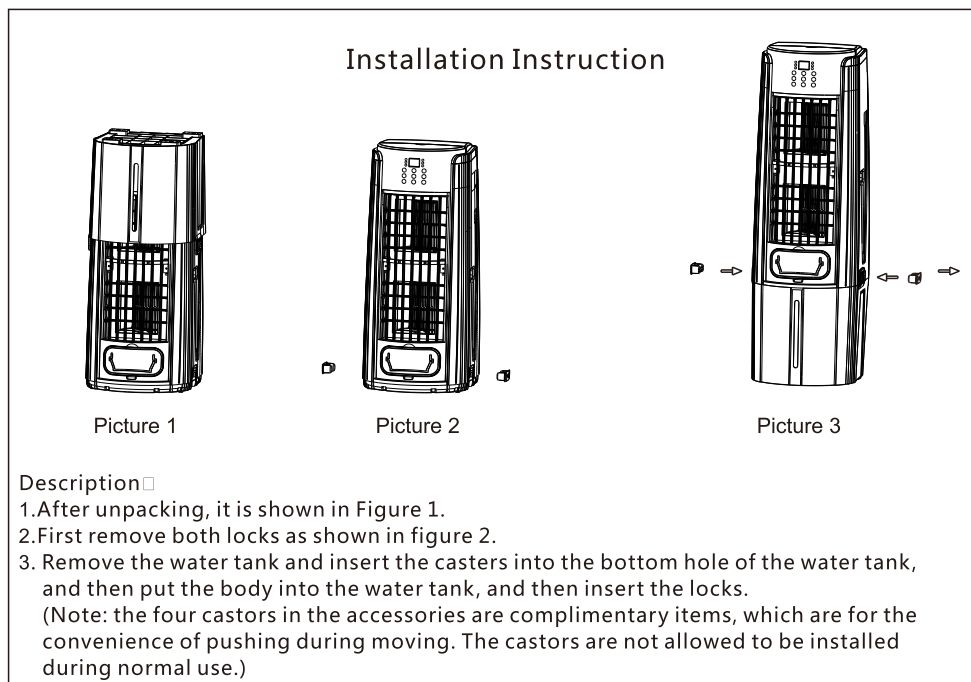


# EVAPORATIVE AIR COOLER INSTRUCTION MANUAL



## LL-V6A 系列

- LL-V6A1     LL-V6A2  
 LL-V6A3     LL-V6A4



Colding



No polluting



Dustproof

Please carefully read this manual before attempting to use this evaporative air cooler and save it for future reference.

版本号	01	日期	20210511	图纸编号	
设计		修改人及日期			
审核		物料编码	114000251	图纸名称	说明书/通用//LL-V6A//英文
备注					
共 页第 页			广东顺德锐铂汇电子科技有限公司		

## Warning

This appliance is not intended for use by persons (including children) with reduced physical, sensory, or mental capabilities, or lack of experience and knowledge, unless they have been given supervision or instruction concerning use of the appliance by a person responsible for their safety. Children should be supervised to ensure that they don't play with the appliance.

If there is a problem with this product, please contact the service point provided by the seller. If the problem cannot be solved by the service point, please contact our company directly.

Thank you for purchasing our air cooler. This manual is the universal version for various models of our household air coolers, so may the one you purchased is not in accordance with the one this manual introduces, but this doesn't affect your operation or use. Please read all the instructions in detail before first time use to ensure proper use of the machine. Besides please keep the manual for future reference.

## TABLE OF CONTENTS

Product Features.....	1
Construction Drawing .....	2
Spare Part List .....	3
Technical Parameters.....	3
Operation Instruction .....	3
Control Panel and Operation.....	3
Important Safeguards.....	4
Maintenance and Cleaning .....	5
Circuit Diagram .....	6
Trouble Shooting.....	6

## PRODUCT FEATURES

### ● Natural Cooling

With the function of physical refrigeration mode and large air volume refrigeration, it can bring you a comfortable living environment in hot summer.

### ● Clean the air. Fresh the air.

Unique water honeycomb washing function effectively removes the gases like formaldehyde, ammonia which comes from the paint, adhesives, and plywood of the new decorated houses. It also can filter the cigarette nicotine and freshen the air to care for your health. (Reminder: change the water at least every 48 hours)

### ● Ionizer gives you healthy air

It releases negative ions to activate variety of enzymes to promote the human's metabolism and improve sleep quality. It also can be used for sterilization to freshen the air and care health.

### ● Detachable water tank.

The water tank can be flushed with clean water, and the water can be poured away safely and conveniently to prevent the breeding of bacteria.

### ● Physical cooling, energy saving, high efficiency and environmental protection

Adopting the world's advanced physical cooling technology, the water tank storage capacity is large, the release time is long, can be used repeatedly for a long time. Auxiliary blowing cool air, the total input power of the machine is 1/20 of the electricity consumption of general air conditioning. This product belongs to environmental protection home appliance, no fluorine pollution, belongs to open door and window type cooling home appliance, can be used as the companion product of air conditioning, the effect is better.

### ● LED lamp, digital display and touch button design

It's led digital display and touch sensor control panel, up and down adjust automatically, left and right 120° wide range of air output. 3 fan speeds: HIGH-MID-LOW, separate sleep mode, quiet and silent.

### ● Long distance remote control function

6.5 meters long distance remote control, wide angle reception.

### ● Touch button, Beep prompt function

Touch button, Easy to operate. Beep prompt function sound good.

### ● Memory function

Air cooler can memorize the current working status and the memory is not cleaned until the power supply is off.

### ● Temperature detection and display

It can show the temp at any time.

### ● 24 hours Timer, and 24-hour automatic shutdown system

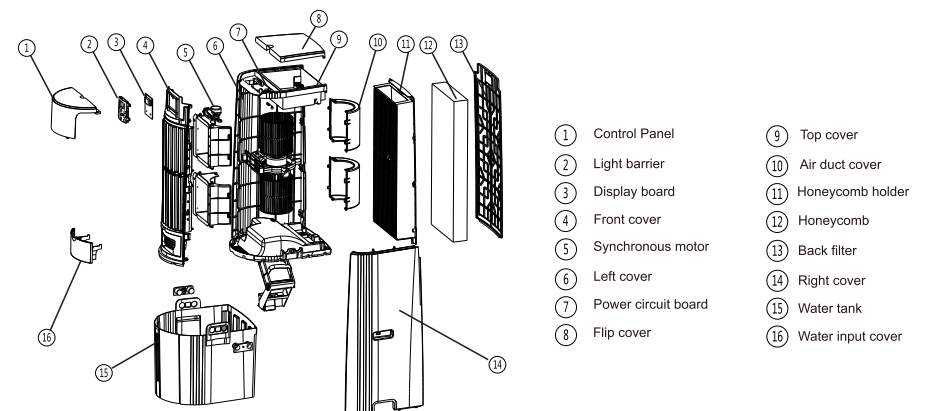
From 1 to 24 hours' timer setting, 24 hours will be closed automatically if no any operation.

### ● Water shortage Detection

When work with cool function, if water is not enough, water shortage indicator flashes, the buzzer makes BI sound, and the air supply keep working normally.

**Note: Optional function: humidity detection**

## CONSTRUCTION DRAWING



## SPARE PARTS

No.	Accessory Name	Quantity	Unit
1	Air cooler	1	set
2	Remote controller	1	Pc
3	Instruction manual	1	Pc
4	Power cord	1	Pc
5	Casters(complimentary items)	4	Set

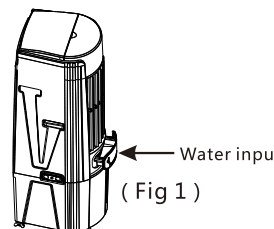
## TECHNICAL PARAMETERS

Model	LL-V6A1	LL-V6A2	LL-V6A3	LL-V6A4
Voltage	220V	220V	220V	220V
Frequency	50Hz	50Hz	50Hz	50Hz
Power	220W	220W	220W	220W
Max capacity	45L	45L	60L	60L
N.W	13.5kg	13.5kg	15.5kg	15.5kg
G.W	15.5kg	15.5kg	16.8kg	16.8kg
Size	450x380x1250mm	450x380x1250mm	450x380x1450mm	450x380x1450mm
Packing size	490x420x960mm	490x420x960mm	490x420x1150mm	490x420x1150mm

**Remark:** Due to constant development of our production in regards to specification and design, we take reservation for changes without prior notice.

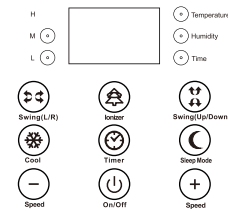
## OPERATION INSTRUCTION

- 1、 Pull the unit outwards from the carton and place it on the floor.
- 2、 Check if the spare parts are complete, same as the spare parts list.
- 3、 Follow up the direction, then add water. (Show as fig 1)
- 4、 Only use the unit with correct power required. Get the plug pin into power and a small "beep" sound can be heard and the unit is in standby state.



## CONTROL PANEL AND OPERATION

- 1、 **ON /OFF:** press this button when standby, the digital display displays the present temperature, and the wind turbine motor starts at low speed. If the machine is turned off in the cooling mode, the machine will delay for 15 minutes and the blow the filter to dry will shut down automatically. Press this button again to shut down. When the honeycomb is in a long-term wet state, it is easy to breed bacteria.



The actual matching function shall prevail



The control function of the remote control is same with that of the buttons of corresponding models.

- 2、 **SPEED:** Press the speed button to select desired fan speed, LOWMIDDLEHIGH. The corresponding speed indicator light will be display.
- 3、 **SLEEP MODE:** it is an effective button when starting up, and it is independently controlled. Press this button when running at any wind speed, and the machine will start running at sleep wind, and the indicator light of sleep mode will be lighted. The previous running wind speed will be remembered, and then press this button to run at the remembered wind speed.
- 4、 **SWING:** when the fan is running, press the corresponding key to control the starting and closing of the vertical blade/transverse blade swing motor (the first time on, the second time off), swing indicator light on, swing function on, up, down, left and right automatic swing function.
- 5、 **COOL:** press this button to control the switch of cool function (first on, second off).
- 6、 **IONIZER:** the function starts automatically when air cooler is on. Press this button to release negative ions into the air (first time off, second time on)the corresponding indicator light is on.
- 7、 **TEMPERATURE DETECTION:** the temperature automatically displays when the air cooler turn on.
- 8、 **HUMIDITY DETECTION:** effective at startup, long press the ionizer button for 3 seconds, the present humidity will display on the digital display screen, after 3 seconds, the remaining time or temperature detection will be displayed in a cycle, and then press 3 seconds to cancel the humidity detection function. This is an optional function.
- 9、 **TIME:**1-24 hours of regular shutdown, without any button or remote control operation 24 hours of automatic shutdown.

## IMPORTANT SAFEGUARDS

- 1、 Do NOT open and repair the unit by any unqualified person.
- 2、 Wet hands are not allowed to operate the machine, and cleaning and wiping of the connected-power machine is not allowed, to avoid damage caused by electric shock. If you do not use the unit for a long time, please unplug the power plug, drain the water tank, and put it in a dry and cool place.
- 3、 Please do not insert any objects in the air inlet and outlet, because the machine is equipped with high-speed rotating wind turbine, to prevent accidental injury or damage to the machine.
- 4、 It is strictly prohibited to use the air cooler in the environment with flammable and explosive gases, and avoid long-term direct sunlight.
- 5、 This air cooler is only suitable for indoor use, do not use in outdoor.

- 6、 Water level must be between the MIN and MAX line.
- 7、 After filling with water, do not lean the air cooler and avoid moving it, which may cause water to overflow the sides of the tank and leak. If the air cooler needs to be moved a little, push on the side gently.
- 8、 Never put the unit side down especially with water inside, if it accidentally falls down, unplug the power immediately and don't restart until it's dry at least for 24 hours.
- 9、 Do not place any objects on the top of the unit. Don't cover the unit window while using.
- 10、 When using this air cooler, do not put the inlet and outlet of this air cooler close to the wall, curtain and other objects, otherwise it may block the air flow and affect the effect of air supply.
- 11、 Because this product has the function of cleaning the air, the water in the water tank is easy to deteriorate and produce peculiar smell, please pay attention to change the water. When you use this product to humidify by this air cooler in winter. If the indoor temperature is below zero, please use warm water to humidify.
- 12、 Do not use a program, timer or other device with automatic power on to use the unit .
- 13、 Don't use the unit in the damp environment like bathroom, swimming pool.
- 14、 This appliance can be used by children aged from 8 years and above and persons without reduced physical, sensory or mental capabilities or lack of experience and knowledge if they have been given supervision or instruction concerning use of the appliance in a safe way and understand the hazards involved. Children shall not play with the appliance.
- 15、 Cleaning and user maintenance shall not be made by children unless they are older than 8 and supervised.
- 16、 Keep the appliance and its cord out of reach of children less than 8 years
- 17、 If the supply cord is damaged, it must be replaced by its service agent or a similarly qualified person in order to avoid a hazard.
- 18、 This appliance is intended to be used in household and similar applications such as:
  - staff kitchen areas in shops, offices and other working environments;
  - farm houses;
  - by clients in hotels, motels and other residential type environments;
  - bed and breakfast type environments.
- 19、 Insert the power cord end into air cooler socket, make sure connect well. Must unplug the power cord pin from wall socket before moving the air cooler or adding water. Do not unplug the power cord end directly when the air cooler is working or moving the unit .

## MAINTENANCE AND CLEANING

**Note: After long time operation, the filtration mesh becomes clogged with dust and dirt, which will greatly affect the unit's performance. It is recommended to clean the filter every two week.**

### 1. Cleaning the filter

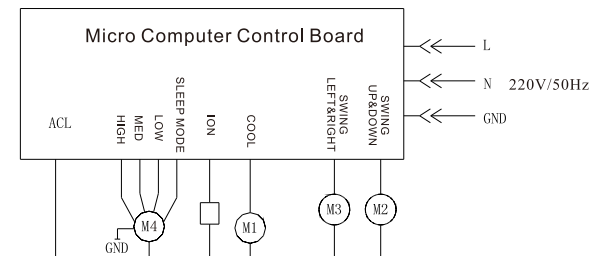
Pull the plug. Loose screw, catch the filter handle and pull upwards. Clean the filter with mild detergent and soft brush. Make sure the filter is completely dry before installing

### 2. Cleaning the water tank

Clean it with mild detergent and soft brush

Note: To ensure continued protection against risk of electric shock, the filter cannot be removed and cleaned.

## CIRCUIT DIAGRAM



## TROUBLE SHOOTING

Please make the following checks before you request repair

Problems	Possible reasons	Solutions
Not working	<ol style="list-style-type: none"> <li>1. The plug is not securely inserted into the socket or not connected well.</li> <li>2. The "ON/OFF" button is not pressed.</li> </ol>	<ol style="list-style-type: none"> <li>1. Insert the plug pin into the wall socket and make sure it is connected well</li> <li>2. Press "ON/OFF" button after plugged.</li> </ol>
Cool effect not good	<ol style="list-style-type: none"> <li>1. Not enough water in water tank</li> <li>2. Water pump is blocked</li> <li>3. Air vent is blocked by dust</li> </ol>	<ol style="list-style-type: none"> <li>1. Add water to ensure enough water for pumping</li> <li>2. Clean water tank and remove the impurities.</li> <li>3. Clean the dust or foreign objects from the air vent</li> </ol>
Error Code:E1	Problem in temperature sensor circuit	Please replace the probe

Please send for repair under the following circumstances:

1. The problem cannot be found in the list or it continues.
2. Foreign substances or water enter into air cooler, causing the air cooler cannot be run.



This marking indicates that this product should not be disposed with other household wastes throughout the EU. To prevent possible harm to the environment or human health from uncontrolled waste disposal, recycle it responsibly to promote the sustainable reuse of material resources. To return your used device, please use the return and collection systems or contact the retailer where the product was purchased. They can take this product for environmental safe recycling.